

CAUTION!

READ AND FOLLOW THE INSTRUCTIONS EXACTLY FOR ALL CARE AND CLEANING OF EXTREME RAGE® TACTICAL AIR SOFT GOGGLE LENSES! IF YOU DO NOT UNDERSTAND OR HAVE ANY QUESTIONS REGARDING THESE INSTRUCTIONS CALL PAINTBALL SOLUTIONS AT (800) 220-3222 or visit www.paintballsolutions.com

READ COMPLETE OWNERS MANUAL PRIOR TO USE OF THE EXTREME RAGE AIR SOFT GOGGLE SYSTEM.

DO NOT DISCARD THESE INSTRUCTIONS.

THESE INSTRUCTIONS ARE IMPORTANT TO YOUR SAFETY, FOLLOW ALL INSTRUCTIONS FOR THE USE AND CARE OF THE EXTREME RAGE® TACTICAL AIR SOFT GOGGLE SYSTEM TO PROLONG THE LIFE OF THE PRODUCT.

EXTREME RAGE® TACTICAL AIR SOFT lenses are made of high-grade polycarbonate, the strongest optical material available.

IMPORTANT INFORMATION! Your goggle lens will deteriorate, weaken, and possibly break if you do not clean them exactly as instructed, EVERY TIME YOU USE THEM!

Proper cleaning is the only way to keep EXTREME RAGE® TACTICAL AIR SOFT lenses strong and resistant to Air Soft pellet impacts.

CLEANING

ALWAYS clean your EXTREME RAGE® TACTICAL

AIR SOFT lens with PLAIN WATER or EXTREME RAGE®

Anti-Fog Lens Cleaning Solution. Use plain water to

clean the remaining parts of your goggle. **NEVER USE ANYTHING ELSE!**

WARNING! Never use cleaners such as Windex, Fantastic®, Mr. Clean®, Spray 409®, or any product with ammonia. Avoid contact with gasoline, acetone, nail polish remover, kerosene, etc. These strong chemicals will weaken the lens and cause it to break. If your EXTREME RAGE® TACTICAL AIR SOFT lens comes into contact with any of these types of substances or chemicals, **DO NOT USE!** Replace with a new lens for your protection and discard the old lens immediately. **NEVER TAKE CHANCES!**

ALWAYS clean and dry your goggle and lens with the EXTREME RAGE® Micro Fiber Lens Cloth or soft cloth after every use.

Single Lens: You may take your single lens out of the goggle frame and wash it with PLAIN WATER only. You can dry your lens with the EXTREME RAGE® Micro Fiber Lens Cloth or soft cloth. **NEVER** use paper towel, newspaper, or an abrasive cloth. Polycarbonate scratches easily. Be careful when handling your lens. Spray single lenses with EXTREME RAGE® Anti Fog Lens Cleaning Spray, allow standing for 15 seconds, then dry with a light circular motion using an EXTREME RAGE® Micro Fiber Lens Cloth. **DO NOT** over buff lens, as it will remove anti-fog coating.

Thermal Lens: You may take your thermal lens out of the goggle frame and gently wipe it with the EXTREME RAGE® Micro Fiber Lens Cloth or soft cloth. **NEVER** use paper towel, newspaper, or an abrasive cloth. Polycarbonate scratches easily. Be careful when handling your lens. **NEVER** submerge this dual pane lens under water! **NEVER** rub the soft inner lens surface or apply any form of fog resistant solution to the inside of the lens. Use only EXTREME RAGE® Anti Fog Lens Cleaning Spray! **NEVER** use any other brand of fog resistant spray on EXTREME RAGE AIR SOFT® lenses as they may contain chemicals, which will damage the lens.

WARNING! Never use unauthorized anti-fog sprays or cleaners as they could contain chemicals that can damage or weaken your EXTREME RAGE® TACTICAL AIR SOFT lenses.

ALWAYS store your EXTREME RAGE® TACTICAL AIR SOFT Goggle System in a cool dry place. **NEVER** store your goggle system near chemicals or fumes. Gasoline fumes and common cleaning solutions will damage your EXTREME RAGE® TACTICAL AIR SOFT Goggle System and lenses. Replace any EXTREME RAGE® TACTICAL AIR SOFT lens that has been exposed to these conditions.

WARNING! Never store your EXTREME RAGE® TACTICAL AIR SOFT Goggle System in a hot place such as a car trunk, near a heater, or any heat source. High temperatures will damage your EXTREME RAGE® TACTICAL AIR SOFT Goggles and Lenses.

ALWAYS inspect your EXTREME RAGE® TACTICAL AIR SOFT goggles and lenses for damage prior to and after each game you play and replace as required. **NEVER** play with a lens that shows any signs of damage, including but not limited to, cracking, pitting, or deep scratches.

ALWAYS immediately replace any EXTREME RAGE® TACTICAL AIR SOFT lens that has been shot by an Air Soft gun (at a range of 10 feet or less (even if you cannot see any sign of damage)).

ALWAYS replace each EXTREME RAGE® TACTICAL AIR SOFT lens at least once a year even if you have not used them.

CAUTION! Improper installation of facemasks, lenses, or straps can cause an eye injury. Follow all installation instructions closely. Use only EXTREME RAGE® TACTICAL AIR SOFT goggles with EXTREME RAGE® facemasks, lenses, and straps. **NEVER** use the EXTREME RAGE® TACTICAL AIR SOFT goggles without the facemask. Make certain the facemask is properly installed and securely attached to the goggle. The EXTREME RAGE® TACTICAL AIR SOFT has been specifically designed to be used in the sport of AIR SOFT. Air Soft games are a sport that, like all sports, has intrinsic hazards. These hazards include being hit by Air Soft pellets. Protective equipment cannot eliminate all injuries but will substantially reduce their severity and frequency. Participation in the sport of AIR SOFT by a player implies acceptance of the risk of injury. The goal of protective equipment is to minimize the risk of injury.

NEVER REMOVE YOUR GOGGLES WHILE ON OR NEAR AN AIR SOFT PLAYING AREA OR TARGET RANGE

EXTREME RAGE® TACTICAL AIR SOFT GOGGLE FIT

Goggles must fit properly to provide best protection. Proper fit requires tightening strap to hold goggle system firmly in place on head, making certain the goggle seals all around the face.


IMPORTANT! The EXTREME RAGE® TACTICAL AIR SOFT Goggle System has a strap which allows variations in head size and fit. The plastic strap adjusting slides can be positioned outside or inside the mask assembly for proper fit. To move the two strap adjusting slides inside the mask assembly, simply turn and slide the straps out of the mask strap channel (Fig. 1). This is recommended for users under the age of 18. To move the two strap adjusting slides outside the mask assembly, turn and slide the straps into the mask strap channels (Fig. 2). Adjust the slides as required.

NEVER use the EXTREME RAGE AIR SOFT Goggle System without all components installed.

Figure 1



Figure 2





FACEMASK ATTACHMENT

Figures 3-4

Insert frame into facemask from front. Align two lower inner-nose mask posts with two inner-mounting holes on bottom of frame. Push frame and mask together until posts are completely in frame. Align two lower outer-nose mask posts with two outer-mounting holes on bottom of frame. Push frame and mask together until posts are completely in frame. Align three upper mask posts with three inner-mounting holes on top of frame. Push frame and mask together until posts are completely in frame. Reverse process to remove frame from mask.

Figure 3


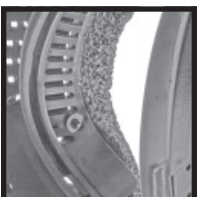


Figure 4



STRAP ATTACHMENT

Figures 5-6

Slide end of strap through frame strap slot on right-hand side of frame. Make sure printed side of strap is to outside of goggle. Slide strap-retaining pins through goggle strap channel until it is completely through strap. Make certain goggle strap-retaining pins are exposed an and even amount on each side of the strap prior to use. Repeat process for lefthand side of goggle with other end of strap.

Figure 5





Figure 6



LENS REMOVAL (All Types)

Figures 7-8

1) Separate goggle frame from mask. See instructions under *Facemask Attachment* for further details (Figs. 3-4).
2) Peel away frame from lens starting from top lefthand side of frame. **DO NOT** use any tools to remove lens.

Work your way around to the bottom of the frame and remove lens completely from the frame.

Figure 7



Figure 8



LENS INSTALLATION (All Types)

Figures 9-10

DO NOT put a lens in a dirty frame. Clean frame completely prior to installing any lens. Insert lens into bottom groove of frame. Work lens into frame groove around bottom first and continue until lens is installed in frame. Push all lens retention tabs completely through frame until lens is secured. Make certain the nose, lower, frame and top frame lens tabs are securely locked into the goggle frame. Reinstall the goggle frame into the facemask. See instructions under *Facemask Attachment* for further details.

Figure 9



Figure 10



WARNING! The EXTREME RAGE® TACTICAL AIR SOFT mask, frame, lens, strap, and strap retaining pin are specifically designed for use with the EXTREME RAGE® TACTICAL AIR SOFT Goggle System only. **NEVER** use the EXTREME RAGE® TACTICAL AIR SOFT Goggle System without all components installed. **THE EXTREME RAGE® TACTICAL AIR SOFT GOGGLE SYSTEM IS INTENDED FOR USE IN AIR SOFT ACTION ADVENTURE GAMES ONLY AND IS NOT INTENDED FOR USE FOR ANY OTHER ACTIVITY OR SPORT. THE EXTREME RAGE® TACTICAL AIR SOFT GOGGLE IS NOT INTENDED FOR USE IN PAINTBALL SPORTS GAMES.**

ALWAYS PLAY SAFE! OBSERVE RULES OF SAFE PLAY AND RULES OF AIR SOFT GUN HANDLING. AIR SOFT IS AN ACTION ADVENTURE SPORT. BE ADVISED EXTREME RAGE® PROTECTIVE EQUIPMENT CANNOT PREVENT SERIOUS INJURIES UNDER ALL CONDITIONS.

NEVER remove, lift, or take off your EXTREME RAGE® TACTICAL AIR SOFT Goggle System from your face for any reason while you are in an active AIR SOFT area. **EVEN WHEN YOU ARE NOT PLAYING!** If you remove your EXTREME RAGE AIR SOFT Goggle System off your face, it cannot protect you!
ALWAYS use an approved barrelblocking device on your AIR SOFT gun when not in use.
DO NOT play or use EXTREME RAGE® TACTICAL AIR SOFT systems if pellet velocities exceed 500 feet per second. All AIR SOFT guns must be chronographed prior to use.

ALWAYS check that your lens is properly installed prior to using your goggle system.

ALWAYS inspect your lens for damage and replace as required, prior to and after each game you play.

NEVER play with a lens that shows any signs of damage, including but not limited to, cracking, pitting, or deep scratches.

ALWAYS immediately replace any lens that has been shot by an AIR SOFT gun at a range of 10 feet or less.

ALWAYS replace each lens at least once a year.
ALWAYS follow all cleaning and user instructions exactly. Improper use or maintenance of your EXTREME RAGE® AIR SOFT Goggle System may result in serious eye injury, blindness, or death.

ALWAYS wear your EXTREME RAGE® TACTICAL AIR SOFT Goggle System whenever shooting an AIR SOFT gun and whenever in or near an area where AIR SOFT guns are being shot.
No goggle can prevent fogging under all conditions. If your goggle does fog, do not remove it while playing.

ALWAYS store your EXTREME RAGE® TACTICAL AIR SOFT Goggle System in a cool dry place. **NEVER** store your goggle system near chemicals or fumes. Gasoline fumes and common cleaning solutions will damage your EXTREME RAGE® AIR SOFT Goggle System and lens. Replace any lens that has been exposed to these conditions.

If your lens becomes lost or damaged, you can replace your EXTREME RAGE® TACTICAL AIR SOFT lens with the EXTREME RAGE® lens part #21430 (single lens) or #21445 (thermal lens).

Extreme Rage
570 Mantua Blvd, Sewell, NJ, 08080
Phone: (856) 464-1068