





RF TRANSMITTER LINK

The transmitter kit is designed to work with the Magna Drive loader or an upgraded Halo B, Reloader B (all models) with the RF upgrade circuit board.

Attaching the RF transmitter to your marker

The transmitter kit comes with 3 different harnesses. Some newer markers might have a connector on the circuit board for easy installation. In most other applications, simply use one of the harnesses and plug in it between your solenoid and your markers circuit board.



If you are not able to use one of the 3 supplied harnesses, it might be necessary to solder one of them to your marker. We recommend that you have Paintball Airsmith solder the transmitter to your marker. It is possible to damage your marker/transmitter electronics, if not done properly.




RF TRANSMITTER LINK

The transmitter kit is designed to work with the Magna Drive loader or an upgraded Halo B, Reloader B (all models) with the RF upgrade circuit board.

Attaching the RF transmitter to your marker

The transmitter kit comes with 3 different harnesses. Some newer markers might have a connector on the circuit board for easy installation. In most other applications, simply use one of the harnesses and plug in it between your solenoid and your markers circuit board.



If you are not able to use one of the 3 supplied harnesses, it might be necessary to solder one of them to your marker. We recommend that you have Paintball Airsmith solder the transmitter to your marker. It is possible to damage your marker/transmitter electronics, if not done properly.

Attaching the Transmitter to the harness


You will notice that the transmitter has 3 prongs coming out of it. Simply plug the transmitter into the harness. It does not matter which way it is plugged in, it will work in either direction.



See the Magna Drive Loader or the RF Circuit Board Instructions for detailed operational info.

Attaching the Transmitter to the harness

You will notice that the transmitter has 3 prongs coming out of it. Simply plug the transmitter into the harness. It does not matter which way it is plugged in, it will work in either direction.



See the Magna Drive Loader or the RF Circuit Board Instructions for detailed operational info.



Paintball Solutions
570 Mantua Blvd.
Sewell, NJ 08080
800-220-3222
www.paintballsolutions.com



Paintball Solutions
570 Mantua Blvd.
Sewell, NJ 08080
800-220-3222
www.paintballsolutions.com